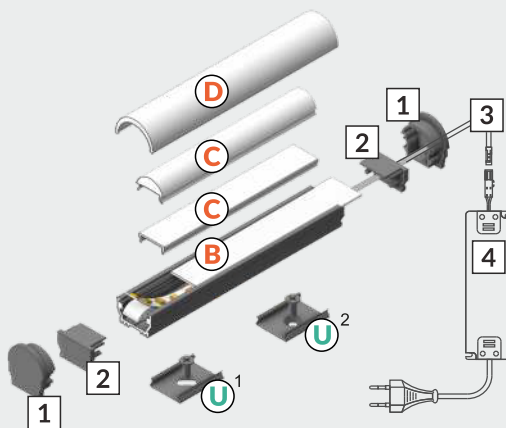
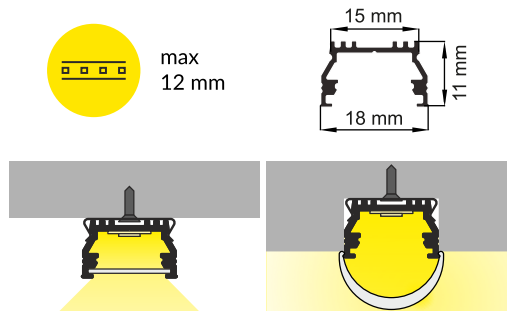


UNI12 BC/UX

SURFACE PROFILE / NAWIERZCHNIOWY



- D** D click cover
klosz D klik
- B** B slide cover
klosz B wsuwany
- C** C cover click/lens
klosz C klik/
soczewka
- U¹** U flexible
mounting plate
uchwyt U sprężysty
- U²** cone U flexible
mounting
uchwyt U
sprężysty cone
- 1** UNI12 D ending
without/with hole
zaślepka UNI12 D
bez otworu/
z otworem
- 2** UNI12 ending
without/with hole
zaślepka UNI12
bez otworu/
z otworem
- 3** power supply
cable
kabel zasilania
- 4** LED power
supply
zasilacz LED



scissors
nożyczki



pliers
kombinerki



hacksaw
piła



soldering iron
lutownica

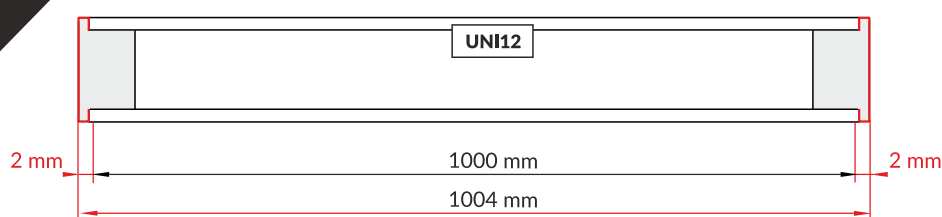


solder
cyna



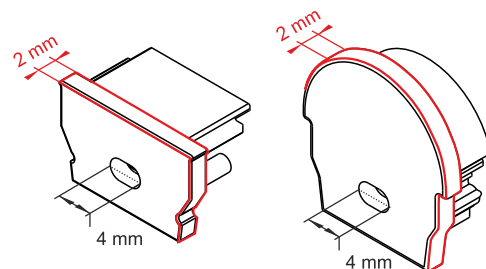
glue
klej

I

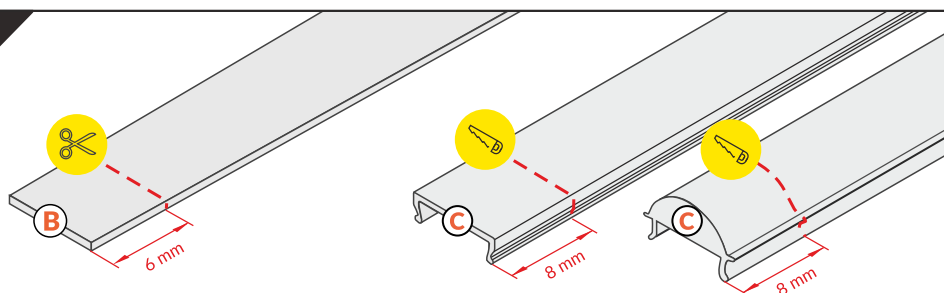


Note! Ending thickness increases the length of the luminaire (+ 2 x 2 mm).

Uwaga! Grubość zaślepki zwiększa długość oprawy (+ 2 x 2 mm).

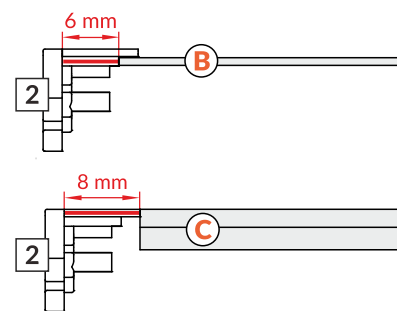


II

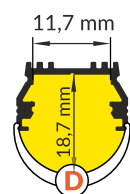
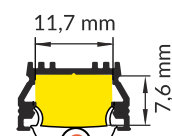
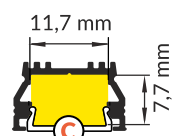
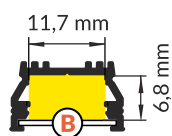
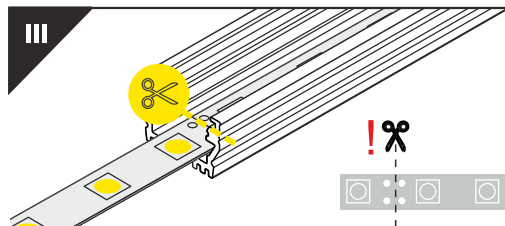


Note! Ending 2 decreases the length of the B, C covers -

Uwaga! Zaślepka 2 zmniejsza długość kloszy B, C - **B** - 2 x 6,2 mm; **C** - 2 x 8 mm.

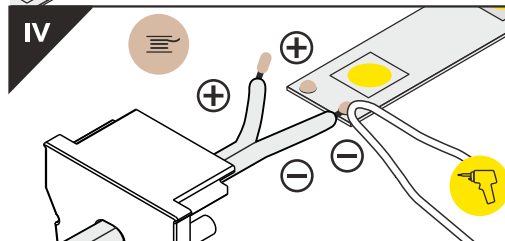


III

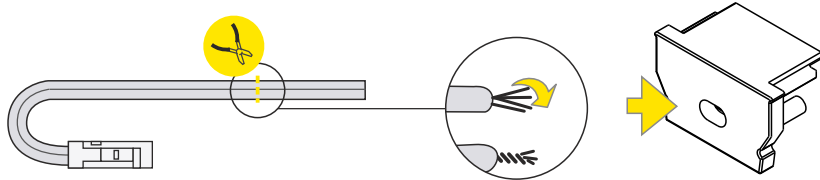
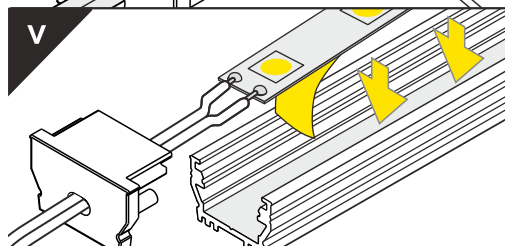


Dimensions of the space to install LED source. / Wymiary przestrzeni do zamontowania źródła LED.

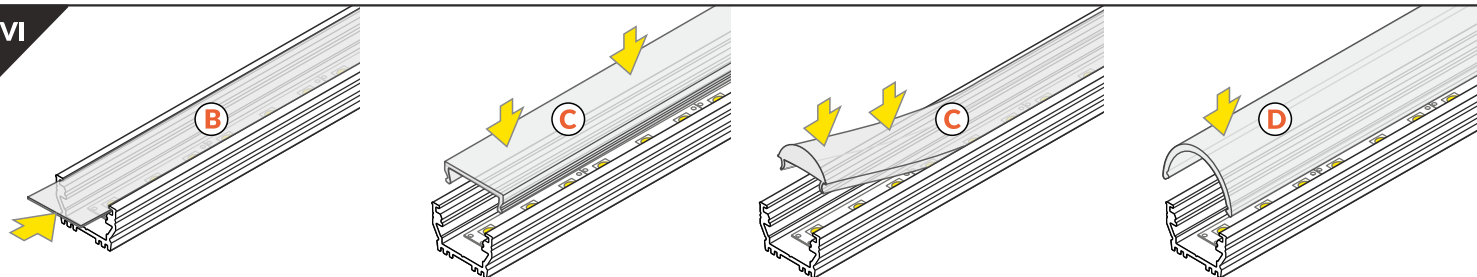
IV



V



VI



B slide cover / kłoz B wsuwany

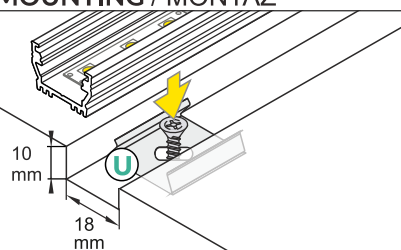
C click cover / kłoz C klik

C click cover / kłoz C klik

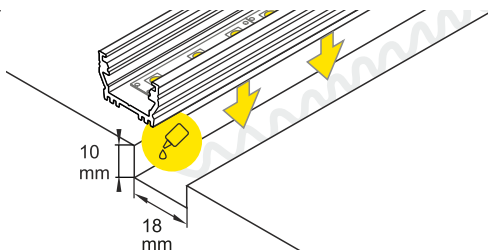
D click cover / kłoz D klik

VII

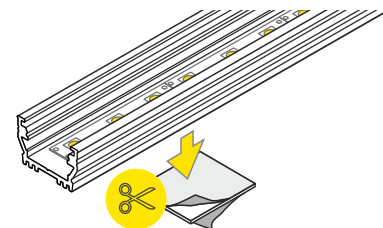
MOUNTING / MONTAŻ



U flexible mounting plate
uchwyt U sprężysty

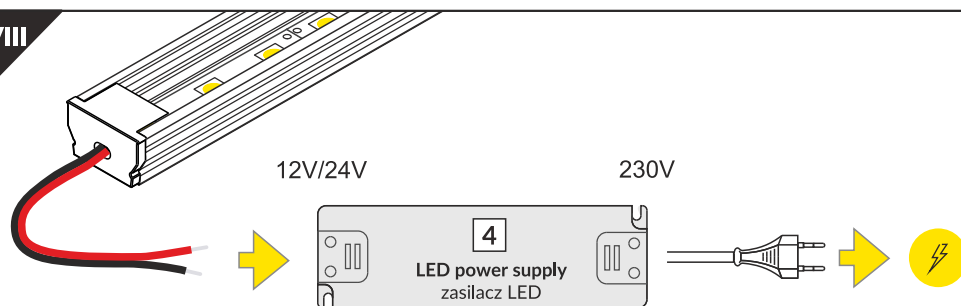


glue
klej montażowy



two-sided adhesive tape 25x25
taśma mocująca dwustronna 25x25

VIII



ACCESSORIES / AKCESORIA

- power switches
- controller + remote
- movement sensors
-
- włączniki
- sterownik + pilot
- czujniki ruchu

Check the rest - TOPMET catalogue or www.topmet.co.uk
Zobacz więcej - katalog TOPMET lub www.topmet.pl

 TOPMET®

www.topmet.pl