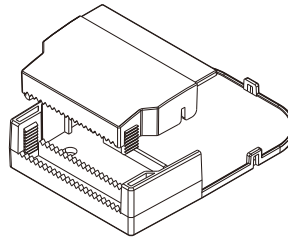
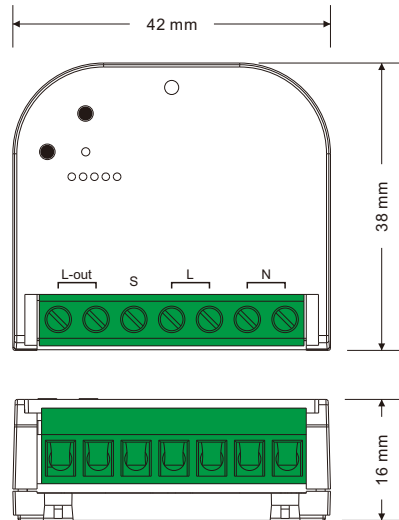


Casambi 2CH Smart Relay Module

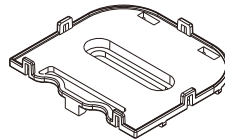


Important: Read All Instructions Prior to Installation

Function introduction



Accessory 1: Wire clamp cover.
Need to purchase separately.



Accessory 2: din rail bracket.
Need to purchase separately.

Product Data

Input Voltage	Output Voltage	Max. Load Current	Standby Power Consumption	Size(LxWxH)
100-240VAC	100-240VAC	Inductive load: 2A/CH Capacitive load: 2A/CH Resistive load: 4A/CH	<=0.5W	42x38x16mm

- 2-gang Casambi in-wall switch
- 2 channels relay output, 2 channels push button input
- Enables to control ON/OFF of connected load
- Typical mesh range is over 50 meters line of sight for indoor environment
- The 2 channels relay output can be controlled separately by Casambi, remotes, wall switches, kinetic switches, the 2 channels push button input can be configured to control Casambi network wirelessly
- Mini Size, Easy to be installed into a standard wall box

Safety & Warnings

- DO NOT install with power applied to device.
- DO NOT expose the device to moisture.

Wiring Diagram

Notes for the diagrams:

L - terminal for live lead

N - terminal for neutral lead

L1,L2 - output terminal of the dimmer (controlling connected light source)

S1, S2 - terminal for switch

